

**Jolly
Phonics**

Decodable Readers



Detailed information on the Jolly Readers!

Learn to read and write with Jolly Phonics!

Jolly Phonics Decodable Readers

Get your children reading early and fluently by introducing our readers in the following order:

(See each page for more information about each set of readers.)

Little Word Books (page 19)

Read and See (page 18)

Level 0 Orange Readers (page 19)

Level 1 Readers / Our World Readers (page 20)

Level 2 Readers / Our World Readers (page 21)

Level 3 Readers (page 22)

Level 4 Readers (page 22)

Level 5 Our World Readers (page 23)

- 165 books for children to explore
- Tricky words are shown in each book
- Light type is used as a guide for those few letters that should not be sounded out, such as the in lamb
- Reading comprehension topics included in each book
- Handy checklist which details the skills and knowledge requirements for each level of reader is included in every book



To download a full list of Tricky Words and Alternatives found in each level of readers, visit the Resource Bank at www.jollylearning.com/resource-bank

Read and See Books **new**

Ideal for blending and sounding out words.

The Read and See books contain regular words that can be read by sounding out and blending. There is one word on each page. Children read the word, and turn to the page to see if they are correct by looking at the picture. The word is shown again in sound dots underneath the picture so that the children can learn to sound out the word after reading.



16 pages
per book

Read and See (Pack 1, basic words, 14 books)

ISBN 978 1 84414 246 0 JL2460

Read and See (Pack 2, digraphs, 14 books)

ISBN 978 1 84414 247 7 JL2477



preview
online

Letter sounds in this series:

Pack 1: Group 1:
s a t i p n
Group 2:
c k e h r m d
Group 3:
g o u l f b
Group 4:
a i j o a i e e e r
Group 5:
z w n g v o o o
Group 6:
y x c h s h t h
Group 7:
q u o u o i u e e r a r

Pack 2: ai Words
ng Words
ar Words
ch Words
ck Words
Double Letter Words
ee Words
er Words
oa Words
oi Words
oo Words
or Words
ou Words
sh Words

Little Word Books

12 pages
per book

Also available as
e-readers.



Titles in this series include:

- 1a: Ants in a Tin
- 1b: Snip, Snip
- 2a: Ten Tents
- 2b: Kittens in Mittens
- 3a: Frog's Pond
- 3b: Dog Digs
- 4a: Train Tracks
- 4b: Mmm, Snacks
- 5a: Rook Wood
- 5b: Moon Landing
- 6a: Puffin Cliffs
- 6b: Traffic Jam
- 7a: Farm Rescue
- 7b: River Outing

Perfect for letter sound practice.

Jolly Phonics Little Word Books provide a gradual and structured start for children who are just learning to read. They give children the opportunity to apply their letter sound knowledge.

These general fiction readers cover the 42 letter sounds across 14 books, with the books progressively covering one particular group of sounds. Children can be introduced to these books as each group of sounds is taught.

The text in the first two books uses only decodable regular words made up from the first group of letter sounds; the text in the next two books uses only the first and second groups of letter sounds, and so on.

Jolly Phonics Little Word Books (14 books)

ISBN 978 1 844147 14 4 JL7144

preview
online



Letter Sound Groups

Group 1:

s a t i p n

Group 2:

c k e h r m d

Group 3:

g o u l f b

Group 4:

ai j oa ie ee or

Group 5:


z w ng v oo oo

Group 6:

y x ch sh th th

Group 7:

qu ou oi ue er ar



Level 0 Orange Readers

12 pages
per book

Also available as
e-readers.



Titles in this series include:

- Set 1:** Ants
Tips
Snap
- Set 2:** Hen and Cat's Picnic
Pet Panic
Dad's Red Tent
- Set 3:** Golf Is Not Fun
Brett's Dragon
Duck Gets Stuck
- Set 4:** Just a Storm
Red Jack's Fort
Jaiden's Lies
- Set 5:** A Hospital Visit
A Pong at Oakwood Zoo
Seven Elves
- Set 6:** Omelet for Lunch
Fox Cub Stops Yelling
A Boxfish in a Rush
- Set 7:** Mervin's Garden
Spoilsport
In the Attic

Perfect for those just starting to read.

These general fiction readers cover the 42 letter sounds across 7 sets, with each set covering one particular group of sounds. The last set of readers also features a small number of tricky words. Children can be introduced to these books as each group of sounds is taught.

The text in the first three books uses only decodable regular words made up from the first group of letter sounds; the text in the next three books uses only the first and second groups of letter sounds, and so on.

Orange Readers Complete Set (21 books)

ISBN 978 1 844145 89 8 JL891



"I love the way the book is laid out. It helps new readers to gain confidence and fluency, with instructions for both parents and teachers. It's an amazing resource."

Elham Windrose, teacher

preview
online

Introduces Tricky Words:

(Set 7 only)

I
the
she
he
me
we
be



Teachers and parents

Before tackling these Orange Level Readers, a child will need to be able to do the following:

- Say the sounds made by the lower-case letters and capital letters shown below;
- Match the lower-case letters to the corresponding capital letters;
- Read (blend) regular words containing these letter sounds.

Letter sounds	Capital Letters
s a t i p n	S A T I P N

Tips for teachers and parents

- Some English words have silent letters, such as the 's' in 'spin', which are not pronounced when the word is read. In these books, silent letters are shown in 'sand' time. Remind the child not to say the silent letters when sounding the word.
- The letter 's' is sometimes pronounced /z/, especially at the ends of words such as 'is' and 'has'. Children do not usually have trouble reading these words, but they might need some help and guidance at the beginning.
- An important part of becoming a confident, fluent reader is a child's ability to understand what they are reading. There are some suggestions on how to develop a child's reading comprehension.
- Encourage the child to think about what might happen next. It does not matter whether the answer is right or wrong, as long as the suggestion makes sense and demonstrates understanding.
- Pink and any vocabulary that might be new to the child and ask what it means. If a child does not know, explain it and relate it to what is happening in the book.
- Encourage the child to summarise what (s)he has read.

What's in the book?

- What is Pat doing while Stan and Pip play with him?
- What is the dog called?
- Who breaks the coffee table?

What do you think?

- Look at the pictures on page 10; how do you think Pip feels?
- Is Stan too competitive? Why do you say that?

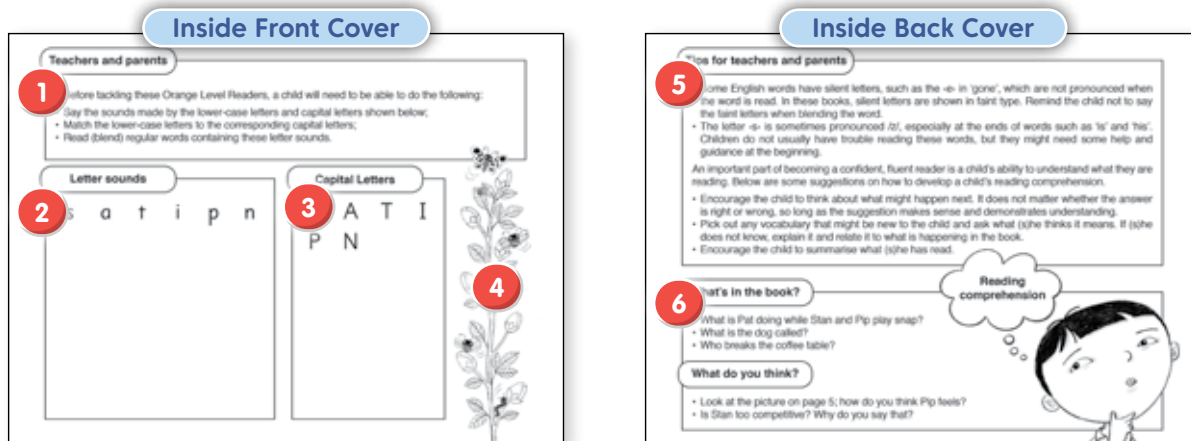
Reading comprehension

Little Word Books - Guidance for Parents and Teachers




1. Provides guidance on what the child needs to know before tackling the book.
2. Highlights the letter sounds that the child needs to know before tackling the book.
3. Provides guidance on how to approach certain sounds and vocabulary.
4. Provides an overview of what text is included in the book.
5. Highlights that faint type is used for silent letters (like the in 'lamb').

Level 0 Orange Readers Readers - Guidance for Parents and Teachers



1. Provides guidance on what the child needs to know before tackling the book.
2. Highlights the letter sounds that the child needs to know before tackling the book.
3. Highlights the capital letters that the child needs to know before tackling the book.
4. Highlights the Tricky Words that the child needs to know before tackling the book.
5. Provides comprehension guidance on how to check the child's understanding of the book.
6. Provides several specific comprehension questions that can be asked.
7. Highlights where this level of Jolly Phonics Decodable Reader sits within the scheme.
8. Highlights where this level of Jolly Phonics Decodable Reader sits within the scheme. Provides an overview of what text is included in the book.
9. Highlights that faint type is used for silent letters (like the in 'lamb').



Level 1 Readers

8 pages
per book

Perfect for the beginner reader.

With a mixture of Inky Mouse and Friends, General Fiction and Nonfiction readers, these books feature words that are spelled regularly and can be sounded out with the 42 letter sounds first taught in Jolly Phonics.

There are also 11 Tricky Words included in each book.

Level 1 Complete Set (18 books)

ISBN 978 1 844143 39 9 JL392



Introduces Tricky Words:

to
do
was
of



Titles in this series include:

Inky Mouse & Friends

Mud
Inky
Zack
Snake

Monster Footsteps

Moat Farm

General Fiction

The Rocket

Monsters

The Pond

Helping

The Wind and the Sun

Book Week

Nonfiction

Star and Fish

A Dog Has Pups

A Shoal of Fish

Slugs and Snails

Foxes

Insects

**Also available as
e-readers.**



Level 1 Our World Nonfiction Readers

These photographic nonfiction readers feature words that are spelled regularly and can be sounded out with the 42 letter sounds first taught in Jolly Phonics.

Jolly Phonics Our World Readers (6 books)

ISBN 978 1 844148 91 2 JL8912



Titles in this series include:

Drums and Drummers

The Orchestra

Recorders Rock

Ding Dong Bells

Guitar Strumming

Splendid Strings



Level 1 Readers - Guidance for Parents and Teachers

Inside Front Cover

Teachers and parents

1 Before tackling these Red Level Readers, a child will need to be able to:

- Recognize the basic 42 letter sounds shown at the bottom of this page;
- Read (blend) regular words containing these letter sounds;
- Recognize the eleven tricky words shown in the flowers below;
- Recognize the names of the three main characters: Inky, Snake, and Bee.

2 The flowers contain the following words: Bee, I, the, be, we, he, she, me, to, do, of, was, Inky, Snake.

3 The flowers contain the following words: Bee, I, the, be, we, he, she, me, to, do, of, was, Inky, Snake.

4 The letters shown at the bottom are: a, t, i, p, n, ck, e, h, r, m, d, g, o, l, f, b, ai, j, oa, ie, ee, or, z, w, ng, v, oo, y, x, ch, sh, th, qu, ou, oi, ue, er, ar.

Inside Back Cover

Reading Comprehension

5 **Teachers and parents**

An important part of becoming a confident, fluent reader is a child's ability to understand what they are reading. Below are some suggestions on how to develop a child's reading comprehension.

- Make reading this book a shared experience between you and the child. Try to avoid leaving it until the whole book is read before talking about it. Occasionally stop at various intervals throughout the book.
- Ask questions about the characters, the setting, the action, and the meaning.
- Encourage the child to think about what might happen next. It does not matter if the answer is right or wrong, so long as the suggestion makes sense and demonstrates understanding.
- Ask the child to describe what is happening in the illustrations.
- Relate what is happening in the book to any real-life experiences the child may have.
- Pick out any vocabulary that may be new to the child and ask what they think it means. If they don't know, explain it and relate it to what is happening in the book.
- Encourage the child to summarize, in their own words, what they have read.

What's in the book?

6 "Do Inky 'land' in the mud?"
How do Inky and Snake get the mud off Bee?

What do you think?

- Why does Bee land in the mud?
- How does Bee feel when she is all muddy?

Back Cover

Jolly Phonics Readers
are fully decodable books for new readers

7 These readers have been written with a carefully controlled vocabulary, and are specifically designed for students whose learning is most and who write with Jolly Phonics.

8 The text in these Red Level Readers (this level) uses only decodable regular words (those up from the 42 letter sounds taught in the first stage of Jolly Phonics), and a small number of tricky words (those not fully decodable at this stage).

9 At the tricky words and letter sounds used in this book are shown at the front cover of the book. These ensure that students are not only able to read the text, but also get meaning from the words.

Red Level Readers

Tricky Words & Friends	General Fiction	Nonfiction
Wig Jack Snake Inky Mud	The Book The Book The Book The Book The Book	Star and Fish A Day in the Park A Day in the Park A Day in the Park A Day in the Park

Jolly Phonics

To see the full range of Jolly Phonics products, visit our website at www.jollyphonics.com

© Jane Warrington 2001 (last) & UK Patent 2001 (last)

100% Recycled Paper, Printed on 100% Recycled Paper, 100% Recycled Paper, 100% Recycled Paper, 100% Recycled Paper



1. Provides guidance on what the child needs to know before tackling the book.
2. Highlights the Tricky Words that the child needs to know before tackling the book.
3. Highlights character names that are in the book that are not easily decodable.
4. Highlights the letter sounds that the child needs to know before tackling the book.
5. Provides comprehension guidance on how to check the child's understanding of the book.
6. Provides several specific comprehension questions that can be asked.
7. Provides an overview of what text is included in the book.
8. Highlights that faint type is used for silent letters (like the in 'lamb').
9. Highlights where this level of Jolly Phonics Decodable Reader sits within the scheme.

Level 1 Our World Nonfiction Readers - Guidance for Parents and Teachers

Inside Front Cover

Teachers and parents

1 Before tackling these Red Level Readers, a student will need to be able to:

- Recognize the basic 42 letter sounds shown at the bottom of this page;
- Read (blend) regular words containing these letter sounds;
- Recognize the tricky words shown in the flowers below;
- Use the pronunciation guides to help read the gray non-decodable words.

2 The flowers contain the following words: Bee, I, the, be, we, he, she, me, to, do, of, was, Inky, Snake.

3 The letters shown at the bottom are: a, t, i, p, n, ck, e, h, r, m, d, g, o, l, f, b, ai, j, oa, ie, ee, or, z, w, ng, v, oo, y, x, ch, sh, th, qu, ou, oi, ue, er, ar.

Inside Back Cover

Teachers and parents

4 An important part of becoming a confident, fluent reader is a student's ability to understand what they are reading. Below are some suggestions on how to develop a student's reading comprehension. Make reading this book a shared experience between you and the student. Try to avoid leaving it until the whole book is read before talking about it. Occasionally stop at various intervals throughout the book to do the following:

- Ask questions about the characters, the setting, the action, and the meaning.
- Encourage the student to think about what might happen next. It does not matter if the answer is right or wrong, so long as the suggestion makes sense and demonstrates understanding.
- Ask the student to describe what is happening in the illustrations.
- Relate what is happening in the book to any real-life experiences the student may have.
- Pick out any vocabulary that may be new to the student and ask what they think it means. If they don't know, explain it and relate it to what is happening in the book.
- Encourage the student to summarize, in their own words, what they have read.

5 **What's in the book?**

What can you use to play the drums?
What are drumsticks made from?
Can drums be electric?

What do you think?

- Have you ever played the drums before?
- Look at pages six and seven; which drum would you most like to play?

Back Cover

Our World: Music
Jolly Phonics Readers are fully decodable books for new readers.

6 These Readers have been written with a carefully controlled vocabulary, and are specifically designed for students who are learning to read and write with Jolly Phonics.

7 The text in these Red Level Readers (this level) uses only decodable regular words (those up from the 42 letter sounds taught in the first stage of Jolly Phonics), and a small number of tricky words (those not fully decodable at this stage).

8 At the tricky words and letter sounds used in this book are shown at the front cover of the book. These ensure that students are not only able to read the text, but also get meaning from it.

Red Level Readers

Our World: Music
The Drum The Drum The Drum The Drum The Drum

Jolly Phonics

To see the full range of Jolly Phonics products, visit our website at www.jollyphonics.com

© Jane Warrington 2001 (last) & UK Patent 2001 (last)

100% Recycled Paper, Printed on 100% Recycled Paper, 100% Recycled Paper, 100% Recycled Paper, 100% Recycled Paper



1. Provides guidance on what the child needs to know before tackling the book.
2. Highlights the letter sounds that the child needs to know before tackling the book.
3. Highlights the Tricky Words that the child needs to know before tackling the book.
4. Provides comprehension guidance on how to check the child's understanding of the book.
5. Provides several specific comprehension questions that can be asked.
6. Provides an overview of what text is included in the book.
7. Highlights that faint type is used for silent letters (like the in 'lamb').
8. Highlights where this level of Jolly Phonics Decodable Reader sits within the scheme.

Level 2 Readers

12 pages
per book

Perfect for the developing reader.

With a mixture of Inky Mouse and Friends, General Fiction and Nonfiction readers, these books feature words that are spelled regularly and can be sounded out with the 42 letter sounds first taught in Jolly Phonics.

There are also 20 Tricky Words included in each book, whilst the <y> spelling used for the /ee/ sound at the end of words like 'funny' is also introduced.


Level 2 Complete Set (18 books)

ISBN 978 1 844143 40 5 JL406



Introduces Tricky Words:

are	some
your	here
all	they
you	there
come	said



Titles in this series include:

Inky Mouse & Friends
Phonic
Hetty
Zack's Present
Picnic
Spots
Looking for Snake
General Fiction
Monster Party
Crabs
Red Hen
Swimming
The Box
Animal Chatter
Nonfiction
Rainforests
Cheese Stars
Oil
Lizards
Shells
Butterflies and Moths

Also available as e-readers.



Level 2 Our World Nonfiction Readers

new

These photographic nonfiction readers feature words that are spelled regularly and can be sounded out with the 42 letter sounds first taught in Jolly Phonics.


Jolly Phonics Our World Readers (6 books)

ISBN 978 1 844149 10 0 JL9100



Titles in this series include:

Tennis
Running
Cricket
Rugby
Hockey
Badminton



Level 2 Readers - Guidance for Parents and Teachers

Inside Front Cover

Teachers and parents

1 Before tackling these Yellow Level Readers, a child will need to be able to:

- Recognize the basic 42 letter sounds shown at the bottom of this page;
- Understand the alternative sound made by <v> at the end of words like happy and sunny, as shown in the leaf below;
- Read (blend) regular words containing these letter sounds;
- Recognize the ten tricky words shown in the flowers below;
- Recognize the names of the three main characters, as well as Phonic.

2

3

4

Phonic

are funny all your come some here they said there

o t i p n ck e h r m d g o
l f b ai j oa ie ee or z w ng v
oo y x ch sh th th qu ou oi ue er ar

Inside Back Cover

Reading Comprehension

Teachers and parents

5

An important part of becoming a confident, fluent reader is a child's ability to understand what they are reading. Below are some suggestions on how to develop a child's reading comprehension.

- Make reading this book a shared experience between you and the child. Try to avoid leaving it until the whole book is read before talking about it. Occasionally stop at various intervals throughout the book.
- Ask questions about the characters, the setting, the action, and the meaning.
- Encourage the child to think about what might happen next. It does not matter if the answer is right or wrong, so long as the suggestion makes sense and demonstrates understanding.
- Ask the child to describe what is happening in the illustrations.
- Relate what is happening in the book to any real-life experiences the child may have.
- Pick out any vocabulary that may be new to the child and ask what they think it means. If they don't know, explain it and relate it to what is happening in the book.
- Encourage the child to summarize, in their own words, what they have read.

What's in the book?

6

What is Phonic?

Why had Inky, Shrike, and Bee been that day?

Why could Phonic not go outside with them?

What do you think?

- Why is Phonic upset?
- How does Inky make Phonic feel better?

Back Cover

Jolly Phonics Readers
are fully decodable books for new readers

7

8

9

Yellow Level Readers

Inky Mouse & Friends
General Fiction
Nonfiction

Jolly Phonics



1. Provides guidance on what the child needs to know before tackling the book.
2. Highlights the Tricky Words that the child needs to know before tackling the book.
3. Highlights character names that are in the book that are not easily decodable.
4. Highlights the letter sounds that the child needs to know before tackling the book.
5. Provides comprehension guidance on how to check the child's understanding of the book.
6. Provides several specific comprehension questions that can be asked.
7. Provides an overview of what text is included in the book.
8. Highlights that faint type is used for silent letters (like the in 'lamb').
9. Highlights where this level of Jolly Phonics Decodable Reader sits within the scheme.

Level 2 Our World Nonfiction Readers - Guidance for Parents and Teachers

Inside Front Cover

Teachers and parents

1

2

3

are funny all your come some here they said there

o t i p n ck e h r m d g o
l f b ai j oa ie ee or z w ng v
oo y x ch sh th th qu ou oi ue er ar

Inside Back Cover

Teachers and parents

4

5

What's in the book?

What do you think?

- Would you rather take part in a marathon, a sprint, or a relay race?
- Why do you think people take part in cross-country events?

Back Cover

Our World: Sport

Jolly Phonics Readers are fully decodable books for new readers

6

7

8

Yellow Level Readers

Our World: Sport

Jolly Phonics



1. Provides guidance on what the child needs to know before tackling the book.
2. Highlights the letter sounds that the child needs to know before tackling the book.
3. Highlights the Tricky Words that the child needs to know before tackling the book.
4. Provides comprehension guidance on how to check the child's understanding of the book.
5. Provides several specific comprehension questions that can be asked.
6. Provides an overview of what text is included in the book.
7. Highlights that faint type is used for silent letters (like the in 'lamb').
8. Highlights where this level of Jolly Phonics Decodable Reader sits within the scheme.

Level 3 Readers


16 pages
per book

For the fluent reader.

With a mixture of Inky Mouse and Friends, General Fiction and Nonfiction readers, these books feature words that are spelled regularly and can be sounded out with the 42 letter sounds first taught in Jolly Phonics. There are also 40 Tricky Words and 5 Alternative Spellings included in each book, whilst the 'magic e' for spelling words with the long vowels, as in 'make', 'like', 'bone' and 'tune' is also introduced.

Level 3 Complete Set (18 books)

ISBN 978 1 844143 87 0 JL872



Introduces Tricky Words:

go	live
no	give
so	little
my	down
by	when
only	who
one	why
old	where
like	which
have	



Titles in this series include:

Inky Mouse & Friends

The Tree That Blinked
What's in the Box?
The Old Red Tractor
The Model Boat
Wait and See!
The Bad-Tempered Goat

General Fiction

The Three Billy Goats Gruff
The Fox and the Stork
The Outing
The Little Merman
The Cricket and the Ants
Little Monsters

Nonfiction

Snakes
Deserts
Captain Scott
Underground
Mushrooms
Teeth

Also available as
e-readers.



Level 3 Our World Nonfiction Readers

new

These photographic nonfiction readers feature words that are spelled regularly and can be sounded out with the 42 letter sounds first taught in Jolly Phonics.


Jolly Phonics Our World Readers (6 books)

ISBN 978 1 844149 55 1 JL9551



Titles in this series include:

Brilliant Bikes
Terrific Trees
Bobbing Boats
Helpful Helicopters
A Peek at Planes
Cars, Vans and Buses



Level 3 Readers - Guidance for Parents and Teachers

Inside Front Cover

Teachers and parents

1 Before tackling these Green Level Readers, a child will need to be able to:

- Recognize the basic 42 letter sounds;
- Recognize the alternative letter-sound spellings in the leaves below, including the 'top-cover or' digraphs in words like lake, sheep, day, code, mule;
- Read (blend) regular words containing these letter sounds;
- Recognize the twenty tricky words shown in the flowers below;
- Recognize the names of the three main characters, as well as Phonic.

2

3

Inside Back Cover

Reading Comprehension

Teachers and parents

4

An important part of becoming a confident, fluent reader is a child's ability to understand what they are reading. Below are some suggestions on how to develop a child's reading comprehension.

- Make reading the book a shared experience between you and the child. Try to avoid leaving it until the whole book is read before talking about it. Occasionally stop at various intervals throughout the book.
- Ask questions about the characters, the setting, the action, and the meaning.
- Encourage the child to think about what might happen next. It does not matter if the answer is right or wrong, so long as the suggestion makes sense and demonstrates understanding.
- Ask the child to describe what is happening in the illustrations.
- Relate what is happening in the book to any real-life experiences the child may have.
- Pick out any vocabulary that may be new to the child and ask what they think it means. If they don't know, explain it and relate it to what is happening in the book.
- Encourage the child to summarize, in their own words, what they have read.

5 What's in the book?

- Where do the goats live?
- Why do the goats want to cross the bridge?
- Where does the troll live after the goat has bullied him?

What do you think?

- Is the smallest Billy Goat Gruff brave?
- How does the troll feel at the end of the story?

Back Cover

Jolly Phonics Readers
are fully decodable books for new readers

6

7

8

Green Level Readers

Jolly House & Friends

General Fiction

Nonfiction

Jolly Phonics



1. Provides guidance on what the child needs to know before tackling the book.
2. Highlights the alternative spellings of letter sounds that the child needs to know before tackling the book.
3. Highlights the Tricky Words that the child needs to know before tackling the book.
4. Provides comprehension guidance on how to check the child's understanding of the book.
5. Provides several specific comprehension questions that can be asked.
6. Provides an overview of what text is included in the book.
7. Highlights that faint type is used for silent letters (like the in 'lamb').
8. Highlights where this level of Jolly Phonics Decodable Reader sits within the scheme.

Level 3 Our World Nonfiction Readers - Guidance for Parents and Teachers

Inside Front Cover

Teachers and parents

1 Before tackling these Green Level Readers, a child will need to be able to:

- Recognize the basic 42 letter sounds and the alternative spellings in the leaves below;
- Read (blend) regular words containing these letter sounds;
- Recognize the tricky words shown in the flowers below;
- Use the pronunciation guides for help when reading technical terms and place names. The active symbol <v> in these pronunciation guides means a sound like an unressed <u>.

2

3

Inside Back Cover

Teachers and parents

4

An important part of becoming a confident, fluent reader is a child's ability to understand what they are reading. Below are some suggestions on how to develop a child's reading comprehension.

- Make reading the book a shared experience between you and the child. Try to avoid leaving it until the whole book is read before talking about it. Occasionally stop at various intervals throughout the book.
- Ask the child if they learnt anything in the book that they did not know before.
- Ask the child which part of the book they thought was the most interesting. Ask them to explain why this part interested them most.
- Ask the child to describe what is happening in the pictures.
- Relate what is happening in the book to any real-life experiences the child may have.
- Pick out any vocabulary that may be new to the child and ask what they think it means. If they don't know, explain it and relate it to what is happening in the book.
- Encourage the child to summarize, in their own words, what they have read.

5 What's in the book?

- What types of bikes are normally used for doing tricks and flips?
- What is a bike with three wheels called?
- What was different about the way a penny-farthing bike looked?

What do you think?

- Do you like cycling?
- Which type of bike do you like best?

Back Cover

Our World: Transport
Jolly Phonics Readers are fully decodable books for new readers.

6

7

8

Green Level Readers

Our World: Transport

Jolly Phonics



1. Provides guidance on what the child needs to know before tackling the book.
2. Highlights the letter sounds that the child needs to know before tackling the book.
3. Highlights the Tricky Words that the child needs to know before tackling the book.
4. Provides comprehension guidance on how to check the child's understanding of the book.
5. Provides several specific comprehension questions that can be asked.
6. Provides an overview of what text is included in the book.
7. Highlights that faint type is used for silent letters (like the in 'lamb').
8. Highlights where this level of Jolly Phonics Decodable Reader sits within the scheme.

Level 4 Readers

16 pages
per book

For the confident reader.

With a mixture of Inky Mouse and Friends, General Fiction and Nonfiction readers, these books feature words that are spelled regularly and can be sounded out with the 42 letter sounds first taught in Jolly Phonics. There are also 61 Tricky Words and 18 Alternative Spellings included in each book, whilst all of the Jolly Phonics alternative vowel spellings that are used to make words like 'day', 'seat', 'night', 'snow', 'few', 'girl', 'straw', 'boy' and 'cowl' are also introduced.

Level 4 Complete Set (18 books)

ISBN 978 1 844143 88 7 JL880



preview
online

Introduces Tricky Words:

many	would
any	should
before	could
more	their
because	put
other	right
made	goes
want	does
were	two
saw	four



Titles in this series include:

Inky Mouse & Friends

The Bird House
Daisy and Buttercup
The New Kitten
An Inter-Hive Match
The Maize Maze
Beach Rescue

General Fiction

The Enormous Turnip
Rumpelstiltskin
Puppets
Many More Monsters
The Pumpkin Party
Town Mouse & Country Mouse

Nonfiction

Soccer
Mountains
Henry Ford
Sharks
The Moon
The Nile

Also available as
e-readers.



Level 3 Our World Nonfiction Readers

new

These photographic nonfiction readers feature words that are spelled regularly and can be sounded out with the 42 letter sounds first taught in Jolly Phonics.

Jolly Phonics Our World Readers (6 books)

ISBN 978 1 844149 30 8 JL9551



Titles in this series include:

Rain and Rainbows
Whistling Winds
Thunder and Lightning
Slippery Snow
Splendid Sunshine
Clouds and Fog



preview
online

Level 4 Readers - Guidance for Parents and Teachers

Inside Front Cover

Teachers and parents

1 Before tackling these Blue Level Readers, a child will need to be able to:

- Recognize the basic 42 letter sounds, *ay* as in happy, the 'top-over' digraphs in words like lake, these, table, rods, and mule; and the other main alternative vowel spellings in the leaves below;
- Read (blend) regular words containing these letter sounds;
- Recognize the twenty tricky words shown in the flowers below;
- Recognize the names of the three main characters, as well as Phonic.

2

3

Inside Back Cover

4

Reading Comprehension

Teachers and parents

An important part of becoming a confident, fluent reader is a child's ability to understand what they are reading. Below are some suggestions on how to develop a child's reading comprehension.

- Make reading this book a shared experience between you and the child. Try to avoid leaving it until the whole book is read before talking about it. Occasionally stop at various intervals throughout the book.
- Ask questions about the characters, the setting, the action, and the meaning.
- Encourage the child to think about what might happen next. It does not matter if the answer is right or wrong, so long as the suggestion makes sense and demonstrates understanding.
- Ask the child to describe what is happening in the illustrations.
- Relate what is happening in the book to any real-life experiences the child may have.
- Pick out any vocabulary that may be new to the child and ask what they think it means. If they don't know, explain it and relate it to what is happening in the book.
- Encourage the child to summarize, in their own words, what they have read.

5


What's in the book?

What does the old man grow in his garden?

- Who is the first person to try and help the old man?
- Why does the dog think he can help?

What do you think?

- Why does the old man dig all around the turnip?
- Why does the old man invite all the helpers to dinner?



Back Cover

[illegible]

1. Provides guidance on what the child needs to know before tackling the book.
2. Highlights the alternative spellings of letter sounds that the child needs to know before tackling the book.
3. Highlights the Tricky Words that the child needs to know before tackling the book.
4. Provides comprehension guidance on how to check the child's understanding of the book.
5. Provides several specific comprehension questions that can be asked.
6. Provides an overview of what text is included in the book.
7. Highlights that faint type is used for silent letters (like the in 'lamb').
8. Highlights where this level of Jolly Phonics Decodable Reader sits within the scheme.

Level 4 Our World Nonfiction Readers - Guidance for Parents and Teachers

Inside Front Cover

Teachers and parents

1 Before tackling these Blue Level Readers, a child will need to be able to:

- Recognize the basic 42 letter sounds, up to an in *happy* and by, the *top-over* *er* digraphs in words like *tap*, *hang*, *job*, *city* and *mug*, and the other alternative spellings in the leaves below;
- Read (blend) regular words containing these letter sounds;
- Recognize the tricky words shown in the flowers below;
- Use the pronunciation guides for help when reading technical terms and place names. The schwa symbol *ə* in these pronunciation guides makes a sound like an unstressed *but*.

The leaves contain the following letter sounds and digraphs:

- ur /nɜː/
- al /tɛl/
- aw /nɔː/
- au /hɔːnt/
- ir /bɪd/
- any
- sew
- ed /eɪtʃ/
- ow /wɛl sɪə/
- made
- were
- ew /fjuː/
- ay /plɛɪ/
- other
- right
- igh /laɪtʃ/
- oy /tɪŋ/
- would
- could
- does
- ty /fɪ/

The flowers contain the following words:

- more
- before
- many
- four
- want
- because
- put
- night
- should
- goes
- ly

2

Inside Back Cover

Teachers and parents

An important part of becoming a confident, fluent reader is a child's ability to understand what they are reading. Below are some suggestions on how to support a child's reading comprehension. Make reading this book a shared experience between you and the child. Try to avoid leaving it until the whole book is read before talking about it. Occasionally stop at various intervals throughout the book.

- Ask the child if they learnt anything in the book that they did not know before.
- Ask the child which part of the book they thought was the most interesting. Ask them to explain why this part interested them most.
- Ask the child to describe what is happening in the pictures.
- Relate what is happening in the book to any real-life experiences the child may have.
- Pick out any vocabulary that may be new to the child and ask what they think it means. If they don't know, explain it and relate it to what is happening in the book.
- Encourage the child to summarise, in their own words, what they have read.

What's in the book?

- How many planets orbit the Sun?
- What can you see to protect your eyes from the Sun?
- What happens in an eclipse of the Sun?

What do you think?

- Do you think there should be more solar panels?
- What do you think would happen to us if the Sun disappeared?

Back Cover

[illegible]

1. Provides guidance on what the child needs to know before tackling the book.
2. Highlights the letter sounds that the child needs to know before tackling the book.
3. Highlights the Tricky Words that the child needs to know before tackling the book.
4. Provides comprehension guidance on how to check the child's understanding of the book.
5. Provides several specific comprehension questions that can be asked.
6. Provides an overview of what text is included in the book.
7. Highlights that faint type is used for silent letters (like the in 'lamb').
8. Highlights where this level of Jolly Phonics Decodable Reader sits within the scheme.

Level 5 Our World Nonfiction Readers

Perfect for the confident reader.

These photographic nonfiction readers feature words that are spelled regularly and can be sounded out with the 42 letter sounds first taught in Jolly Phonics.

There are also 72 Tricky Words and 28 Alternative Spellings included in each book, including:

<ge>, <gi> and <gy> for /j/ (germ, magic, energy)

<cy>, <ci> and <ce> for /s/ (cycling, circus, race)

<ph> for /f/ (dolphin)

<ear>, <air> and <are> (wear, hair, square)

16 pages
per book


Jolly Phonics Our World Readers (6 books)

ISBN 978 1 844147 12 0 JL7120

Titles in this series include:

Beastly Bugs
Rainforest Birds
Under the Sea
An Owl Prowl
Fantastic Frogs and Toads
Dependable Dogs

Our World



Introduces Tricky Words:

always
father
upon
cover
eight
every
once
also
after
love
mother

preview
online



Level 5 Our World Nonfiction Readers - Guidance for Parents and Teachers

Inside Front Cover

Teachers and parents

1 Before tackling these Purple Level Readers, a child will need to be able to recognise the basic 42 letter sounds, <ph> as in happy and <ff> the <top-over> <ff> digraphs in words like *leaf*, *thief*, *like*, *cliff* and *muff*, <ay> as in *play* and *day*, <ow> as in *goat* and *show*, <oi> as in *coin*, <igh> as in *high*, <ow> as in *low*, <un> and <in> as in *fun* and *pin*, <oi>, <oi> and <oi> as in *coin*, *join* and *join*, and the other alternative spellings in the leaves below;

- Read (find) regular words containing these letter sounds;
- Recognise the tricky words shown in the flowers below;
- Read more challenging words, such as *female* and *glint*, using the rule, 'If the short vowel doesn't work, try the long vowel'.
- Use the pronunciation guides for help when reading technical terms, such as *excavation*. The schwa symbol <ə> in these pronunciation guides makes a sound like an unstressed 'uh'.

2

ce nose, ph dolphin, ear wear, gl magic, ci cat, always, ether, upon, gy energy, cy cycling, once, love, mother, are square, ge gem, cover, also, often, air hair, very, energy.

3

Inside Back Cover

Teachers and parents

4 An important part of becoming a confident, fluent reader is a child's ability to understand what they are reading. Below are some suggestions on how to develop a child's reading comprehension. Make reading this book a shared experience between you and the child. Try to avoid leaving it until the whole book is read before talking about it. Occasionally stop at various intervals throughout the book.

- Ask questions about the characters, the setting, the action and the meaning.
- Encourage the child to think about what might happen next. It does not matter if the answer is right or wrong, so long as the suggestion makes sense and demonstrates understanding.
- Ask the child to describe what is happening in the illustrations.
- Notice what is happening in the book to any real-life experiences the child may have.
- Pick out any vocabulary that may be new to the child and ask what they think it means. If they don't know, explain it and relate it to what is happening in the book.
- Encourage the child to summarise, in their own words, what they have read.

What's in the book?

- Which hummingbird has a beak that looks like a tiny sword?
- How does the spoonbill find its food?
- How do parrots get the poison to pass harmlessly through their bodies?

What do you think?

- How do you think hummingbirds got their name?
- Which bird do you like best? Why do you like it?

5

Back Cover

Our World: Animals

Jolly Phonics Readers are fully decodable books for new readers.

6 These Readers have been written with a specially controlled vocabulary, and are carefully designed to challenge and encourage the child to read and write with Jolly Phonics.

7 The first 10 Jolly Phonics Readers are written with a specially controlled vocabulary, and are carefully designed to challenge and encourage the child to read and write with Jolly Phonics.

8 The first 10 Jolly Phonics Readers are written with a specially controlled vocabulary, and are carefully designed to challenge and encourage the child to read and write with Jolly Phonics.

Jolly Phonics

Our World: Animals

Jolly Learning Ltd



1. Provides guidance on what the child needs to know before tackling the book.
2. Highlights the alternative spellings of letter sounds that the child needs to know before tackling the book.
3. Highlights the Tricky Words that the child needs to know before tackling the book.
4. Provides comprehension guidance on how to check the child's understanding of the book.
5. Provides several specific comprehension questions that can be asked.
6. Provides an overview of what text is included in the book.
7. Highlights that faint type is used for silent letters (like the in 'lamb').
8. Highlights where this level of Jolly Phonics Decodable Reader sits within the scheme.

So much more than just letters and sounds!

"Resources for our existing programme are simply too expensive."

"I'm looking for something that both the teachers and children will enjoy."

"I have to be confident that our programme is proven to be successful."

"I need a systematic literacy programme that goes through the entire school."

"Children need to be able to access a wide range of multi-sensory resources."

"I don't want something written by people who have never even taught in school."

"Teachers need the freedom to teach with a programme that isn't so prescriptive."

"I want our teachers to receive high-quality training."

If any of these sound familiar, then Jolly Phonics could be your answer!

Discover the full range of 165 Jolly Phonics Decodable Readers and all of our other amazing Jolly resources at www.jollylearning.com

Jolly Phonics

Decodable Readers Overview

Level 0 Orange Readers

Pages per book: 12 **Sentences per page:** 1 to 2
Alternative letter sound spellings: (none)
Letter sound spellings: (Books 1-3) s, a, t, i, p, n
(Books 4-6) c, k, e, h, r, n, d (plus previous)
(Books 7-9) g, o, u, l, f, b (plus previous)
(Books 10-12) ai, j, oa, ie, ee, or (plus previous)
(Books 13-15) z, w, ng, v, little oo, long oo (plus previous)
(Books 16-18) y, x, ch, sh, voiced th, unvoiced th (plus previous)
(Books 19-21) qu, ou, oi, ue, er, ar (plus previous)
Tricky words:
(Books 1-18) none (Book 20) he, she (plus previous)
(Book 19) I, the (Book 21) me, we, be (plus previous)

Level 1 Readers

Pages per book: 8 **Sentences per page:** 1 to 2
Alternative letter sound spellings: (none)
Letter sound spellings: s, a, t, i, p, n, c, k, e, h, r, n, d, g, o, u, l, f, b, ai, j, oa, ie, ee, or, z, w, ng, v, little oo, long oo, y, x, ch, sh, voiced th, unvoiced th, qu, ou, oi, ue, er, ar
Tricky words: (orange words, plus...) was, to, do, of

Level 2 Readers

Pages per book: 12 **Sentences per page:** 2+
Alternative letter sound spellings: <y> as /ee/
Letter sound spellings: s, a, t, i, p, n, c, k, e, h, r, n, d, g, o, u, l, f, b, ai, j, oa, ie, ee, or, z, w, ng, v, little oo, long oo, y, x, ch, sh, voiced th, unvoiced th, qu, ou, oi, ue, er, ar
Tricky words: (orange and red words, plus...) are, all, you, your, here, there, come, some, they, said

Level 3 Readers

Pages per book: 16 **Sentences per page:** 3 to 4
Alternative letter sound spellings: (yellow spellings, plus...) hop over e words <a_e>, <e_e>, <i_e>, <o_e> and <u_e>
Letter sound spellings: s, a, t, i, p, n, c, k, e, h, r, n, d, g, o, u, l, f, b, ai, j, oa, ie, ee, or, z, w, ng, v, little oo, long oo, y, x, ch, sh, voiced th, unvoiced th, qu, ou, oi, ue, er, ar
Tricky words: (orange, red and yellow words, plus...) go, no, so, my, by, only, one, old, like, live, have, give, little, down, where, why, what, when, who, which

Level 4 Readers

Pages per book: 16 **Sentences per page:** 4 to 5
Alternative letter sound spellings: (yellow and green spellings, plus...) <ay> as /ai/, <oy> as /oi/, <ew> as /ue/, <ow> as /ou/ and /oa/, <ur> and <ir> as /er/, <ea> as /ee/, <igh> and <y> as /ie/, <au>, <al> and <aw> as /or/ (or /o/ for US)
Letter sound spellings: s, a, t, i, p, n, c, k, e, h, r, n, d, g, o, u, l, f, b, ai, j, oa, ie, ee, or, z, w, ng, v, little oo, long oo, y, x, ch, sh, voiced th, unvoiced th, qu, ou, oi, ue, er, ar
Tricky words: (orange, red, yellow and green words, plus...) any, many, more, before, other, were, because, made, want, their, saw, would, should, could, put, right, goes, does, two, four

Level 5 Our World Nonfiction Readers

Pages per book: 16 **Sentences per page:** 5+
Alternative letter sound spellings: (yellow, green and blue spellings, plus...) soft <c>, soft <g>, <ph> as /f/, <air>, <are> and <ear> as /air/
Letter sound spellings: s, a, t, i, p, n, c, k, e, h, r, n, d, g, o, u, l, f, b, ai, j, oa, ie, ee, or, z, w, ng, v, little oo, long oo, y, x, ch, sh, voiced th, unvoiced th, qu, ou, oi, ue, er, ar, air
Tricky words: (orange, red, yellow, green and blue words, plus...) once, upon, always, also, eight, love, cover, after, every, mother, father
Rules: If the short vowel doesn't work, try the long vowel