



**Jolly  
Phonics**

# Decodable Readers



**Detailed information on the Jolly Readers!**

**Learn to read and write with Jolly Phonics!**

## Jolly Phonics Decodable Readers

Get your children reading early and fluently by introducing our readers in the following order:

(See each page for more information about each set of readers.)



- 165 books for children to explore
- Tricky words are shown in each book
- Light type is used as a guide for those few letters that should not be sounded out, such as the <b> in lamb
- Reading comprehension topics included in each book
- Handy checklist which details the skills and knowledge requirements for each level of reader is included in every book



To download a full list of Tricky Words and Alternatives found in each level of readers, visit the Resource Bank at [www.jollylearning.co.uk/resource-bank](http://www.jollylearning.co.uk/resource-bank)

## Read and See Books

Ideal for blending and sounding out words.

The Read and See books contain regular words that can be read by sounding out and blending. There is one word on each page. Children read the word, and turn to the page to see if they are correct by looking at the picture. The word is shown again in sound dots underneath the picture so that the children can learn to sound out the word after reading.



Read and See (Pack 1, basic words, 14 books)

ISBN 978 1 84414 244 6 JL2446

Read and See (Pack 2, digraphs, 14 books)

ISBN 978 1 84414 245 3 JL2453

16 pages  
per book

preview  
online



Letter sounds covered in this series:

Pack 1: Group 1:  
s a t i p n  
Group 2:  
c k e h r m d  
Group 3:  
g o u l f b  
Group 4:  
a i j o a i e e e o r  
Group 5:  
z w n g v o o o o  
Group 6:  
y x c h s h t h t h  
Group 7:  
q u o u o i u e e r a r

Pack 2: ai Words  
ng Words  
ar Words  
ch Words  
ck Words  
Double Letter Words  
ee Words  
er Words  
oa Words  
oi Words  
oo Words  
or Words  
ou Words  
sh Words



## Little Word Books

### Perfect for letter sound practice.

Jolly Phonics Little Word Books provide a gradual and structured start for children who are just learning to read. They give children the opportunity to apply their letter sound knowledge.

These general fiction readers cover the 42 letter sounds across 14 books, with the books progressively covering one particular group of sounds. Children can be introduced to these books as each group of sounds is taught.

The text in the first two books uses only decodable regular words made up from the first group of letter sounds; the text in the next two books uses only the first and second groups of letter sounds, and so on.

Jolly Phonics Little Word Books (14 books)

ISBN 978 1 844147 13 7 JL7137

12 pages  
per book

### Titles in this series include:

- 1a: Ants in a Tin
- 1b: Snip, Snip
- 2a: Ten Tents
- 2b: Kitten in Mittens
- 3a: Frog's Pond
- 3b: Dog Digs
- 4a: Train Tracks
- 4b: Mmm, Snacks
- 5a: Rook Wood
- 5b: Moon Landing
- 6a: Puffin Cliffs
- 6b: Traffic Jam
- 7a: Farm Rescue
- 7b: River Outing

e-readers also available via Apple Books and Google Play Books!



### Letter Sound Groups

#### Group 1:

s a t i p n

#### Group 2:

c k e h r m d

#### Group 3:

g o u l f b

#### Group 4:

ai j oa ie ee or

#### Group 5:

z w ng v oo oo

#### Group 6:

y x ch sh th th

#### Group 7:

qu ou oi ue er ar



## Level 0 Orange Readers

Perfect for those just starting to read.

These general fiction readers cover the 42 letter sounds across 7 sets, with each set covering one particular group of sounds. The last set of readers also features a small number of tricky words. Children can be introduced to these books as each group of sounds is taught.

The text in the first three books uses only decodable regular words made up from the first group of letter sounds; the text in the next three books uses only the first and second groups of letter sounds, and so on.

### Orange Readers Set 1

ISBN 978 1 844145 74 4 JL743

### Orange Readers Set 3

ISBN 978 1 844145 76 8 JL76X

### Orange Readers Set 5

ISBN 978 1 844145 78 2 JL786

### Orange Readers Set 7

ISBN 978 1 844145 80 5 JL808

### Orange Readers Set 2

ISBN 978 1 844145 75 1 JL751

### Orange Readers Set 4

ISBN 978 1 844145 77 5 JL778

### Orange Readers Set 6

ISBN 978 1 844145 79 9 JL794

### Orange Readers Complete Set

ISBN 978 1 844145 81 2 JL816

### Titles in this series include:

- Set 1:** Ants  
Snap  
Tips
- Set 2:** Hen and Cat's Picnic  
Pet Panic  
Dad's Red Tent
- Set 3:** Golf is Not Fun  
Brett's Dragon  
Duck Gets Stuck
- Set 4:** Just a Storm  
Red Jack's Fort  
Jaiden's Lies
- Set 5:** A Hospital Visit  
A Pong at Oakwood Zoo  
Seven Elves
- Set 6:** An Omelette for Lunch  
Fox Club Stops Yelling  
A Boxfish in a Rush
- Set 7:** Mervin's Garden  
Spoilsport  
In the Attic

e-readers also available via Apple Books and Google Play Books!



"I love the way the book is laid out. It helps new readers to gain confidence and fluency, with instructions for both parents and teachers. It's an amazing resource."


Elham Windrose, teacher

### Introduces Tricky Words:

(Set 7 only)

I  
the  
she  
he  
me  
we  
be

preview  
online





## Little Word Books - Guidance for Parents and Teachers

### Inside Front Cover

**Teachers and parents**

**1** Before tackling this Little Word Book, a child will need to be able to do the following:

- Say the sounds made by the letters shown below;
- Read (blend) regular words containing these letter sounds.

**Letter sounds**

**2**

s	a	t	i	p	n	c	k
e	h	r	m	d	g	o	
u	l	f	b	a	j	o	a
ie	ee	or	z	w	ng	v	
oo	oo	y	x	ch	sh	th	
th	qu	ou	oi	ue	er	ar	

### Inside Back Cover

**Tips for teachers and parents**

**3** **Sound dots**  
Some of the pages in this book have sound dots. Each of the dots represents a sound in the word illustrated above the dots. Say the word very slowly and clearly for the child, and then model sounding it out, pointing to each dot as you say the sound: for example, cake – /c-a-i/. It is important to focus on the sounds in the word and not the letters used to spell it, so the sounds in cake are /c-a-i/ and not /c-a-k-e/. The individual sounds in each sounding-out word are given in the instructions at the top of the page. After you have modelled sounding out a few times, the child will begin to hear the individual sounds without help.

**Silent letters**  
Some English words have silent letters, such as the <b> in gone, which are not pronounced when the word is read. In these books, any silent letters are shown in faint type. Remind the child not to say the silent letters when blending the word.

**<v> saying /z/**  
The letter <v> is sometimes pronounced /z/, for example, at the ends of is and his. Children do not usually have trouble reading these words, but they might need some help and guidance at the beginning.

**Vocabulary**  
If any vocabulary might be new to the child, ask what (s)he thinks it means. If (s)he does not know, point out the item in the picture, or explain the word and relate it to what is happening in the book.

### Back Cover

**Little Word Books**

**4** Little Word Books are fully decodable books for new readers.

**5** Little Word Books have a very carefully controlled vocabulary and are specifically written for children who are learning to read and write with Jolly Phonics. The text in the first six books uses only decodable regular words made up from the first group of letter sounds, and the text in the next two books uses only the first and second groups of letter sounds and so on. The number of words used in the text builds up systematically.

Faint type is used for any silent letters, such as the <b> in gone.

This book contains the following letter sounds:

Group 1	s a t i p n c k
Group 2	e h r m d g o
Group 3	u l f b a j o a
Group 4	ie ee or z w ng v
Group 5	oo oo y x ch sh th
Group 6	th qu ou oi ue er ar

48 of the letter sounds used in this book are also shown on the front inside cover. These can be used as a quick practice activity before starting the book.

The other Little Word Book in this level is *Parm Reunion*.

**Jolly Phonics**

Jolly Learning Ltd

12 New Woodway Road, 1st Floor, The Old Rectory, Blandford, Dorset, DT11 7JL, UK. Tel: 01258 565111. Email: jollyphonics@jollylearning.co.uk. Website: www.jollyphonics.co.uk. ISBN 978 1 85196 000 0. © Jolly Learning Ltd 2011. Printed in China. All rights reserved.



1. Provides guidance on what the child needs to know before tackling the book.
2. Highlights the letter sounds that the child needs to know before tackling the book.
3. Provides guidance on how to approach certain sounds and vocabulary.
4. Provides an overview of what text is included in the book.
5. Highlights that faint type is used for silent letters (like the <b> in 'lamb').

## Level 0 Orange Readers - Guidance for Parents and Teachers

### Inside Front Cover

**Teachers and parents**

**1** Before tackling these Orange Level Readers, a child will need to be able to do the following:

- Say the sounds made by the lower-case letters, digraphs and capital letters shown below;
- Match the lower-case letters to the corresponding capital letters;
- Read (blend) regular words containing these letter sounds;
- Recognise the tricky words shown in the flowers below.

**Letter sounds**

**2**

s	a	t	i	p	n		
c	k	e	h	r	m	d	
g	o	u	l	f	b		
a	i	j	o	a	ie	ee	or
z	w	ng	v	oo	oo		
y	x	ch	sh	th	th		
qu	ou	oi	ue	er	ar		

**Capital Letters**

**3**

A	T	I	
P	N	C	K
E	H	R	M
D	G	O	U
L	F	B	J
Z	W	V	Y
X	Q		

**4**

Tricky words: be, he, I, v, the, she, me

### Inside Back Cover

**Tips for teachers and parents**

**5** Some English words have silent letters, such as the <b> in 'gone', which are not pronounced when the word is read. In these books, silent letters are shown in faint type. Remind the child not to say the silent letters when blending the word.

The letter <v> is sometimes pronounced /z/, especially at the ends of words such as 'is' and 'his'. Similarly, <d> can sound like /t/ at the ends of words such as 'hopped'. Children do not usually have trouble reading these words, but they might need some help and guidance at the beginning.

An important part of becoming a confident, fluent reader is a child's ability to understand what they are reading. Below are some suggestions on how to develop a child's reading comprehension.

- Encourage the child to think about what might happen next. It does not matter whether the answer is right or wrong, so long as the suggestion makes sense and demonstrates understanding.
- Pick out any vocabulary that might be new to the child and ask what (s)he thinks it means. If (s)he does not know, explain it and relate it to what is happening in the book.
- Encourage the child to summarise what (s)he has read.

**6** **What's in the book?**

What is Grandad looking for?  
What makes Scarlett sneeze?  
Who does Quentin think is a monster?

**What do you think?**

- Look at page 6. Why does Quentin imagine he is an explorer?
- Is the attic spooky? Why do you think that?

**Reading comprehension**

**7**

**8**

**9**

### Back Cover

**Orange Level Readers**

**7** **Level 0**

**8** **Level 1**

**9** **Level 2**

**Jolly Phonics**

Jolly Phonics Readers are fully decodable books for new readers.

These Orange Level Readers have a very carefully controlled vocabulary and are specifically designed for children who are learning to read and write with Jolly Phonics. The text in the first three books uses only decodable regular words made up from the first group of letter sounds, and the text in the next two books uses only the first and second groups of letter sounds and so on, so that the text builds up systematically. The first three books in this set also include a small number of 'tricky' words frequently used words that are not fully decodable at this stage.

Faint type is used for any silent letters, such as the <b> in gone.

Comprehension questions and discussion topics are included at the end of the book. These ensure that children are not only able to read the text, but also gain meaning from the stories.

Jolly Learning Ltd

12 New Woodway Road, 1st Floor, The Old Rectory, Blandford, Dorset, DT11 7JL, UK. Tel: 01258 565111. Email: jollyphonics@jollylearning.co.uk. Website: www.jollyphonics.co.uk. ISBN 978 1 85196 000 0. © Jolly Learning Ltd 2011. Printed in China. All rights reserved.

1. Provides guidance on what the child needs to know before tackling the book.
2. Highlights the letter sounds that the child needs to know before tackling the book.
3. Highlights the capital letters that the child needs to know before tackling the book.
4. Highlights the Tricky Words that the child needs to know before tackling the book.
5. Provides comprehension guidance on how to check the child's understanding of the book.
6. Provides several specific comprehension questions that can be asked.
7. Highlights where this level of Jolly Phonics Decodable Reader sits within the scheme.
8. Highlights where this level of Jolly Phonics Decodable Reader sits within the scheme. Provides an overview of what text is included in the book.
9. Highlights that faint type is used for silent letters (like the <b> in 'lamb').



## Level 1 Readers

**Perfect for the beginner reader.**

With a mixture of Inky Mouse and Friends, General Fiction and Nonfiction readers, these books feature words that are spelled regularly and can be sounded out with the 42 letter sounds first taught in Jolly Phonics.

There are also 11 Tricky Words included in each book.

**Inky Mouse & Friends (6 books)**

ISBN 978 1 903619 47 6 JL475

**General Fiction (6 books)**

ISBN 978 1 903619 60 5 JL602

**Nonfiction (6 books)**

ISBN 978 1 903619 73 5 JL734

**Level 1 Complete Set (18 books)**

ISBN 978 1 844140 75 6 JL75X

8 pages  
per book



**Introduces Tricky Words:**

to  
do  
was  
of

preview  
online



**Titles in this series include:**

**Inky Mouse & Friends**

Mud

Inky

Zack

Snake

Monster Footsteps

Moat Farm

**General Fiction**

The Rocket

Monsters

The Pond

Helping

The Wind and the Sun

Book Week

**Nonfiction**

Star and Fish

A Dog has Pups

A Shoal of Fish

Slugs and Snails

Foxes

Insects

e-readers also available via Apple Books and Google Play Books!

## Level 1 Our World Nonfiction Readers

**Jolly Phonics Our World Readers  
(6 books)**

ISBN 978 1 844148 90 5 JL8905



**Titles in this series include:**

Drums and Drummers



The Orchestra

Recorders Rock

Ding Dong Bells

Guitar Strumming

Splendid Strings





## Level 1 Readers - Guidance for Parents and Teachers

### Inside Front Cover

**Teachers and parents**

1 Before tackling these Red Level Readers, a child will need to be able to:

- Recognise the basic 42 letter sounds shown at the bottom of this page;
- Read (blend) regular words containing these letter sounds;
- Recognise the eleven tricky words shown in the flowers below;
- Recognise the names of the three main characters: Inky, Snake and Bee.

2

3

4

### Inside Back Cover

**Reading Comprehension**

**Teachers and parents**

5 An important part of becoming a confident, fluent reader is a child's ability to understand what they are reading. Below are some suggestions on how to develop a child's reading comprehension.

- Make reading this book a shared experience between you and the child. Try to avoid leaving it until the whole book is read before talking about it. Occasionally stop at various intervals throughout the book.
- Ask questions about the characters, the setting, the action and the meaning.
- Encourage the child to think about what might happen next. It does not matter if the answer is right or wrong, so long as the suggestion makes sense and demonstrates understanding.
- Ask the child to describe what is happening in the illustrations.
- Relate what is happening in the book to any real-life experiences the child may have.
- Pick out any vocabulary that may be new to the child and ask what they think it means. If they don't know, explain it and relate it to what is happening in the book.
- Encourage the child to summarise, in their own words, what they have read.

**What's in the book?**

6

• Why does Bee land in the mud?  
• How does Bee feel when she is all muddy?

• How do Inky and Snake get the mud off Bee?

**What do you think?**

• Why does Bee land in the mud?  
• How does Bee feel when she is all muddy?

### Back Cover

**Jolly Phonics Readers**  
are fully decodable books for new readers.

7

8

9

**Red Level Readers**

**Inky Mouse & Friends**

**General Fiction**

**Nonfiction**

**Jolly Phonics**

**Our World: Music**

1. Provides guidance on what the child needs to know before tackling the book.
2. Highlights the Tricky Words that the child needs to know before tackling the book.
3. Highlights character names that are in the book that are not easily decodable.
4. Highlights the letter sounds that the child needs to know before tackling the book.
5. Provides comprehension guidance on how to check the child's understanding of the book.
6. Provides several specific comprehension questions that can be asked.
7. Provides an overview of what text is included in the book.
8. Highlights that faint type is used for silent letters (like the <b> in 'lamb').
9. Highlights where this level of Jolly Phonics Decodable Reader sits within the scheme.

## Level 1 Our World Nonfiction Readers - Guidance for Parents and Teachers

### Inside Front Cover

**Teachers and parents**

1 Before tackling these Red Level Readers, a child will need to be able to:

- Recognise the basic 42 letter sounds shown in the leaves below;
- Read (blend) regular words containing these letter sounds;
- Use the pronunciation guides to help read the grey non-decodable words.

2

3

### Inside Back Cover

**Teachers and parents**

4 An important part of becoming a confident, fluent reader is a child's ability to understand what they are reading. Below are some suggestions on how to develop a child's reading comprehension. Make reading this book a shared experience between you and the child. Try to avoid leaving it until the whole book is read before talking about it. Occasionally stop at various intervals throughout the book to do the following:

- Ask questions about the characters, the setting, the action and the meaning.
- Encourage the child to think about what might happen next. It does not matter if the answer is right or wrong, so long as the suggestion makes sense and demonstrates understanding.
- Ask the child to describe what is happening in the illustrations.
- Relate what is happening in the book to any real-life experiences the child may have.
- Pick out any vocabulary that may be new to the child and ask what they think it means. If they don't know, explain it and relate it to what is happening in the book.
- Encourage the child to summarise, in their own words, what they have read.

**What's in the book?**

5

• Apart from drumsticks, what can you use to play the drums?  
• What are drumsticks made from?  
• Can drums be electric?

**What do you think?**

• Have you ever played the drums before?  
• Look at pages six and seven; which drum would you most like to play?

### Back Cover

**Our World: Music**  
Jolly Phonics Readers are fully decodable books for new readers.

6

7

8

**Red Level Readers**

**Our World: Music**

**Jolly Phonics**

**Jolly Learning Ltd**

1. Provides guidance on what the child needs to know before tackling the book.
2. Highlights the letter sounds that the child needs to know before tackling the book.
3. Highlights the Tricky Words that the child needs to know before tackling the book.
4. Provides comprehension guidance on how to check the child's understanding of the book.
5. Provides several specific comprehension questions that can be asked.
6. Provides an overview of what text is included in the book.
7. Highlights that faint type is used for silent letters (like the <b> in 'lamb').
8. Highlights where this level of Jolly Phonics Decodable Reader sits within the scheme.

## Level 2 Readers

### Perfect for the developing reader.

With a mixture of Inky Mouse and Friends, General Fiction and Nonfiction readers, these books feature words that are spelled regularly and can be sounded out with the 42 letter sounds first taught in Jolly Phonics.

There are also 21 Tricky Words included in each book, whilst the <y> spelling used for the /ee/ sound at the end of words like 'funny' is also introduced.

**Inky Mouse & Friends (6 books)**

ISBN 978 1 903619 86 5 JL866

**General Fiction (6 books)**

ISBN 978 1 903619 93 3 JL939

**Nonfiction (6 books)**

ISBN 978 1 903619 39 1 JL394

**Level 2 Complete Set (18 books)**

ISBN 978 1 844140 91 6 JL911

12 pages  
per book



### Titles in this series include:

#### Inky Mouse & Friends

Phonic  
Hetty  
Zack's Present  
Picnic  
Spots  
Looking for Snake

#### General Fiction

Monster Party  
Crabs  
Red Hen  
Swimming  
The Box  
Animal Chatter

#### Nonfiction

Rainforests  
Cheese Stars  
Oil  
Lizards  
Shells  
Butterflies and Moths

### Introduces Tricky Words:

are  
your  
all  
you  
come

some  
here  
they  
there  
said

preview  
online



e-readers also available via Apple Books and Google Play Books!

## Level 2 Our World Nonfiction Readers


Jolly Phonics Our World Readers  
(6 books)

ISBN 978 1 844149 09 4 JL9094



### Titles in this series include:

Tennis  
Running  
Cricket  
Rugby  
Hockey  
Badminton





## Level 2 Readers - Guidance for Parents and Teachers

### Inside Front Cover

**Teachers and parents**

1 Before tackling these Yellow Level Readers, a child will need to be able to:

- Recognise the basic 42 letter sounds shown at the bottom of this page;
- Understand the alternative sound made by <y> at the end of words like nappy and sunny, as shown in the leaf below;
- Read (blend) regular words containing these letter sounds;
- Recognise the ten tricky words shown in the flowers below;
- Recognise the names of the three main characters, as well as Phonic.

2

3

4

Phonic

are you coming here? they said

funny you come some there

a t i p n c k e h r m d g o  
l f b a i j o a e e e o r z w n g v  
o o y x ch sh th qu au oi ue er ar

### Inside Back Cover

**Reading Comprehension**

**Teachers and parents**

5

6

What's in the book?

What do you think?

Why is Phonic upset?

How does Inky make Phonic feel better?

### Back Cover

**Jolly Phonics Readers**  
are fully decodable books for new readers

7

8

9

**Yellow Level Readers**

Inky House & Friends  
General Fiction  
Nonfiction

Jolly Phonics

1. Provides guidance on what the child needs to know before tackling the book.
2. Highlights the Tricky Words that the child needs to know before tackling the book.
3. Highlights character names that are in the book that are not easily decodable.
4. Highlights the letter sounds that the child needs to know before tackling the book.
5. Provides comprehension guidance on how to check the child's understanding of the book.
6. Provides several specific comprehension questions that can be asked.
7. Provides an overview of what text is included in the book.
8. Highlights that faint type is used for silent letters (like the <b> in 'lamb').
9. Highlights where this level of Jolly Phonics Decodable Reader sits within the scheme.

## Level 2 Our World Nonfiction Readers - Guidance for Parents and Teachers

### Inside Front Cover

**Teachers and parents**

1

2

3

are you coming here? they said

funny you come some there

a t i p n c k e h r m d g o  
l f b a i j o a e e e o r z w n g v  
o o y x ch sh th qu au oi ue er ar

### Inside Back Cover

**Teachers and parents**

4

5

What's in the book?

What do you think?

Would you rather take part in a marathon, a sprint, or a relay race?

Why do you think people take part in carousal events?

### Back Cover

**Our World: Sport**

Jolly Phonics Readers are fully decodable books for new readers.

6

7

8

**Yellow Level Readers**

Our World: Sport

Jolly Phonics

1. Provides guidance on what the child needs to know before tackling the book.
2. Highlights the letter sounds that the child needs to know before tackling the book.
3. Highlights the Tricky Words that the child needs to know before tackling the book.
4. Provides comprehension guidance on how to check the child's understanding of the book.
5. Provides several specific comprehension questions that can be asked.
6. Provides an overview of what text is included in the book.
7. Highlights that faint type is used for silent letters (like the <b> in 'lamb').
8. Highlights where this level of Jolly Phonics Decodable Reader sits within the scheme.

## Level 3 Readers

### Perfect for the fluent reader.

With a mixture of Inky Mouse and Friends, General Fiction and Nonfiction readers, these books feature words that are spelled regularly and can be sounded out with the 42 letter sounds first taught in Jolly Phonics. There are also 41 Tricky Words and 6 Alternative Spellings included in each book, whilst the 'magic e' for spelling words with the long vowels, as in 'make', 'like', 'bone' and 'tune' is also introduced.

#### Inky Mouse & Friends (6 books)

ISBN 978 1 844140 08 4 JL083

#### General Fiction (6 books)

ISBN 978 1 844140 15 2 JL156

#### Nonfiction (6 books)

ISBN 978 1 844140 22 0 JL229

#### Level 3 Complete Set (18 books)


ISBN 978 1 844140 90 9 JL903

16 pages  
per book



#### Introduces Tricky Words:

go	live
no	give
so	little
my	down
by	what
only	when
one	who
old	why
like	where
have	which



#### Titles in this series include:

##### Inky Mouse & Friends

The Tree That Blinkled  
What's in the Box?  
The Old Red Tractor  
The Model Boat  
Wait and See!

##### The Bad-Tempered Goat

##### General Fiction

The Three Billy Goats Gruff  
The Fox and the Stork  
The Outing  
The Little Merman  
The Cricket and the Ants  
Little Monsters

##### Nonfiction

Snakes  
Deserts  
Captain Scott  
Underground  
Mushrooms  
Teeth

e-readers also available via Apple Books and Google Play Books!

## Level 3 Our World Nonfiction Readers

### Brand new for 2023


Jolly Phonics Our World Readers  
(6 books)

ISBN 978 1 844149 54 4 JL9544



#### Titles in this series include:

Brilliant Bikes  
Terrific Trains  
Bobbing Boats  
Helpful Helicopters  
A Peek at Planes  
Cars, Vans and Buses





## Level 3 Readers - Guidance for Parents and Teachers

## Inside Front Cover

**Teachers and parents**

**1** Before tackling these Green Level Readers, a child will need to be able to recognise the basic 42 letter sounds:

- Recognise the alternative letter-sound spellings in the leaves below, including the 'top-over-er' digraphs in words like *there, there, like, cake, mile*.
- Read (decide) regular words containing these letter sounds.
- Recognise the twenty 'tricky' words shown in the flowers below.
- Recognise the names of the three main characters, as well as Phonic.

y silly

kite

there

nose

go

na

sa

my

one

by

have

old

like

live

what

gave

why

when

who

which

where

down

cake

cube

## Inside Back Cover

### Reading Comprehension

#### Teachers and parents

4

Important part of becoming a confident, fluent reader is a child's ability to understand what they are reading. Below are some suggestions on how to develop a child's reading comprehension.

- Make reading this book a shared experience between you and the child. Try to avoid leaving it until the whole book is read before talking about it. Occasionally stop at various intervals throughout the book.
- Ask questions about the characters, the setting, the action and the meaning.
- Encourage the child to think about what might happen next. It does not matter if the answer is right or wrong, so long as the suggestion makes sense and demonstrates understanding.
- Ask the child to describe what is happening in the illustrations.
- Relate what is happening in the book to any real-life experiences the child may have.
- Pick out any vocabulary that may be new to the child and ask what they think it means. If they don't know, explain it and relate it to what is happening in the book.
- Encourage the child to summarise, in their own words, what they have read.


#### What's in the book?

5

What are Inky, Snake and Bee going to do with the chestruts?  
 What does Bee tell Inky and Snake about the tree?  
 Why were the bats lining in the tree?

What do you think?

- Why is Bee scared of the tree?
- How did the bats feel when they lost their home?



**Back Cover**

[illegible]

1. Provides guidance on what the child needs to know before tackling the book.
2. Highlights the alternative spellings of letter sounds that the child needs to know before tackling the book.
3. Highlights the Tricky Words that the child needs to know before tackling the book.
4. Provides comprehension guidance on how to check the child's understanding of the book.
5. Provides several specific comprehension questions that can be asked.
6. Provides an overview of what text is included in the book.
7. Highlights that faint type is used for silent letters (like the <b> in 'lamb').
8. Highlights where this level of Jolly Phonics Decodable Reader sits within the scheme.
9. Highlights where this level of Jolly Phonics Decodable Reader sits within the scheme.

## Level 3 Our World Nonfiction Readers - Guidance for Parents and Teachers

## Inside Front Cover

**Teachers and parents**

**1** Before tackling these Green Level Readers, a child will need to be able to:

- Recognise the basic 42 letter sounds and the alternative spellings in the leaves below.
- Read (blend) regular words containing these letter sounds.
- Recognise the tricky words shown in the flowers below.
- Use the pronunciation guides for help when reading technical terms and place names. The letters printed in in these pronunciation guides make a sound like an unstressed 'uh'.

**2**

**3**

## Inside Back Cover

## Teachers and parents

4

An important part of becoming a confident, fluent reader is a child's ability to understand what they are reading. Below are some suggestions on how to develop a child's reading comprehension. Make reading this book a shared experience between you and the child. Try to avoid leaving it until the whole book is read before talking about it. Occasionally stop at various intervals throughout the book.

- Ask the child if they learnt anything in the book that they did not know before.
- Ask the child which part of the book they thought was the most interesting. Ask them to explain why this part interested them most.
- Ask the child to describe what is happening in the pictures.
- Relate what is happening in the book to any real-life experiences the child may have.
- Pick out any vocabulary that may be new to the child and ask what they think it means. If they don't know, explain it and relate it to what is happening in the book.
- Encourage the child to summarise, in their own words, what they have read.

## What's in the book?

5

- What types of bikes are normally used for doing tricks and flips?
- What is a bike with three wheels called?
- What was different about the way a penny-farthing bike looked?

## What do you think?

- Do you like cycling?
- Which type of bike do you like best?

## Back Cover

[illegible]

1. Provides guidance on what the child needs to know before tackling the book.
2. Highlights the letter sounds that the child needs to know before tackling the book.
3. Highlights the Tricky Words that the child needs to know before tackling the book.
4. Provides comprehension guidance on how to check the child's understanding of the book.
5. Provides several specific comprehension questions that can be asked.
6. Provides an overview of what text is included in the book.
7. Highlights that faint type is used for silent letters (like the <b> in 'lamb').
8. Highlights where this level of Jolly Phonics Decodable Reader sits within the scheme.

## Level 4 Readers

### Perfect for the confident reader.

With a mixture of Inky Mouse and Friends, General Fiction and Nonfiction readers, these books feature words that are spelled regularly and can be sounded out with the 42 letter sounds first taught in Jolly Phonics. There are also 61 Tricky Words and 18 Alternative Spellings included in each book, whilst all of the Jolly Phonics alternative vowel spellings that are used to make words like 'day', 'seat', 'night', 'snow', 'few', 'girl', 'straw', 'boy' and 'scowl' are also introduced.

**Inky Mouse & Friends (6 books)**

**ISBN 978 1 844140 54 1 JL547**

**General Fiction (6 books)**

**ISBN 978 1 844140 61 9 JL61X**


**Nonfiction (6 books)**

**ISBN 978 1 844140 68 8 JL687**

**Level 4 Complete Set (18 books)**

**ISBN 978 1 844140 97 8 JL970**

16 pages  
per book



### Introduces Tricky Words:

many	would
any	should
before	could
more	their
because	put
other	right
made	goes
want	does
were	two
saw	four

preview  
online

### Titles in this series include:

#### Inky Mouse & Friends

The Bird House  
Daisy and Buttercup  
The New Kitten  
An Inter-Hive Match  
The Maize Maze  
Beach Rescue

#### General Fiction

The Enormous Turnip  
Rumpelstiltskin  
Puppets  
Many More Monsters  
The Pumpkin Party  
Town Mouse & Country Mouse

#### Nonfiction

Soccer  
Mountains  
Henry Ford  
Sharks  
The Moon  
The Nile

e-readers also available via Apple Books and Google Play Books!

## Level 4 Our World Nonfiction Readers

**Brand new for 2023**


**Jolly Phonics Our World Readers  
(6 books)**

**ISBN 978 1 844149 29 2 JL9292**



### Titles in this series include:

Rain and Rainbows  
Whistling Winds  
Thunder and Lightning  
Slippery Snow  
Splendid Sunshine  
Clouds and Fog



preview  
online



## Back Cover

# Back Cover

## Jolly Phonics Readers

are fully decodable books for new readers

These readers have been written with a carefully considered consistency and are specifically designed for children who are learning to read and are with Jolly Phonics.

**6** The first in three Jolly Phonics (Phonics) books. It contains 10 decodable regular words that use the letter sound knowledge taught up to the 12 month letter sound, digraphs, and the most challenging vowel digraphs in the 'trougher' set of digraphs of the long vowel sounds, near as in day, sea in sea, and right as in right. Each word is in line and read, near as in day, sea in sea, and right as in right. Each word is in line and read, near as in day, sea in sea, and right as in right. Each word is in line and read, near as in day, sea in sea, and right as in right.

**7** All new Jolly Phonics and alternative word spellings used to show the first month words. These can be used to support practice before, before practicing the words.

• **Font type** is used for parent letters, like the do in dog.

• **Comprehension questions** and discussion topics are included at the end of the book. Some ideas that children are not only able to read the text, but also get meaning from the stories.

## Blue Level Readers

Level 1

Level 2

Level 3

Level 4

### Jolly Mouse & Friends

**The Jolly Mouse**  
The Jolly Mouse  
The Jolly Mouse  
The Jolly Mouse  
The Jolly Mouse  
The Jolly Mouse  
The Jolly Mouse  
The Jolly Mouse  
The Jolly Mouse  
The Jolly Mouse

### General Fiction

**The Brumby Mouse**  
The Brumby Mouse  
The Brumby Mouse  
The Brumby Mouse  
The Brumby Mouse  
The Brumby Mouse  
The Brumby Mouse  
The Brumby Mouse  
The Brumby Mouse  
The Brumby Mouse

### Non-fiction

**Science**  
Science  
Science  
Science  
Science  
Science  
Science  
Science  
Science  
Science

To see the full range of Jolly Phonics products, visit our website at [www.jollyphonics.co.uk](http://www.jollyphonics.co.uk)

© Jolly Phonics 2007. Jolly Phonics is a registered trademark of Jolly Phonics.

100%  
Recycled  
Paper  
100%  
Recycled  
Paper

Jolly Phonics, Jolly Mouse & Friends, Jolly Mouse  
Jolly Mouse & Friends, Jolly Mouse & Friends  
Jolly Mouse & Friends, Jolly Mouse & Friends  
Jolly Mouse & Friends, Jolly Mouse & Friends  
Jolly Mouse & Friends, Jolly Mouse & Friends  
Jolly Mouse & Friends, Jolly Mouse & Friends  
Jolly Mouse & Friends, Jolly Mouse & Friends  
Jolly Mouse & Friends, Jolly Mouse & Friends  
Jolly Mouse & Friends, Jolly Mouse & Friends  
Jolly Mouse & Friends, Jolly Mouse & Friends

[www.jollyphonics.co.uk](http://www.jollyphonics.co.uk)



1. Provides guidance on what the child needs to know before tackling the book.
2. Highlights the alternative spellings of letter sounds that the child needs to know before tackling the book.
3. Highlights the Tricky Words that the child needs to know before tackling the book.
4. Provides comprehension guidance on how to check the child's understanding of the book.
5. Provides several specific comprehension questions that can be asked.
6. Provides an overview of what text is included in the book.
7. Highlights that faint type is used for silent letters (like the <b> in 'lamb').
8. Highlights where this level of Jolly Phonics Decodable Reader sits within the scheme.
9. Highlights where this level of Jolly Phonics Decodable Reader sits within the scheme.

## Level 4 Our World Nonfiction Readers - Guidance for Parents and Teachers

# Inside Front Cover

**Teachers and parents:**

**1** Before tackling these Blue Level Readers, a child will need to be able to:  
Recognise the basic 42 letter sounds, i.e. as in happy and fly; the /top-over-er/ digraphs in words like taping, singing, copy and mule; and the other alternative spellings in the leavers below;

- Read (blend) regular words containing these letter sounds;
- Recognise the tricky words shown in the flowers below;

Use the pronunciation guides for help when reading technical terms and place names. The schwa symbol ə- in these pronunciation guides makes a sound like an unstressed tuby.

The flower-shaped cards contain the following words and phonetic guides:

- tʌf turn
- all talk
- aw saw
- aɪ heard
- more
- before
- lɪr bird
- any
- saw
- eə each
- many
- four
- want
- aw awl law
- there
- were
- ew few
- made
- because
- put
- oɪ ping
- other
- right
- igh sigh
- would
- could
- does
- y fly
- should
- goes



1. Provides guidance on what the child needs to know before tackling the book.
2. Highlights the letter sounds that the child needs to know before tackling the book.
3. Highlights the Tricky Words that the child needs to know before tackling the book.
4. Provides comprehension guidance on how to check the child's understanding of the book.
5. Provides several specific comprehension questions that can be asked.
6. Provides an overview of what text is included in the book.
7. Highlights that faint type is used for silent letters (like the <b> in 'lamb').
8. Highlights where this level of Jolly Phonics Decodable Reader sits within the scheme.

## Level 5 Our World Nonfiction Readers

### Perfect for the confident reader.

These photographic nonfiction readers feature words that are spelled regularly and can be sounded out with the 42 letter sounds first taught in Jolly Phonics.

There are also 72 Tricky Words and 28 Alternative Spellings included in each book, including:

<ge>, <gi> and <gy> for /j/ (germ, magic, energy)

<cy>, <ci> and <ce> for /s/ (cycling, circus, race)

<ph> for /f/ (dolphin)

<ear>, <air> and <are> (wear, hair, square)

Jolly Phonics Our World Readers (6 books)


ISBN 978 1 844147 11 3 JL7113

16 pages  
per book

Our World

Titles in this series include:

Beastly Bugs  
Rainforest Birds  
Under the Sea  
An Owl Prowl  
Fantastic Frogs and Toads  
Dependable Dogs



### Introduces Tricky Words:

always  
father  
upon  
cover  
eight  
every  
once  
also  
after  
love  
mother

preview  
online





# Level 5 Our World Nonfiction Readers - Guidance for Parents and Teachers

## Inside Front Cover

**Teachers and parents**

**1** Before tackling these Purple Level Readers, a child will need to be able to:

- Recognise the basic 42 letter sounds, e.g. as in happy and fly, the 'hop-over' <h> digraphs in words like *hug*, *these*, *John*, *cloud* and *mud*, <ai> and <ay> as in *play* and *light*, <ea> as in *sea* and *steak*, <ie> as in *each*, <igh> as in *high*, <ee> as in *see*, <ur> and <ir> as in *turn* and *hurt*, <ou>, <oi> and <oe> as in *house*, *look* and *now*, and the other alternative spellings in the boxes below;
- Read (blend) regular words containing these letter sounds;
- Recognise the tricky words shown in the boxes below;
- Read more challenging words, such as *tomato* and *giant*, using the rule, 'if the short vowel doesn't work, try the long vowel';
- Use the pronunciation guides for help when reading technical terms, such as *excavation*. The schwa symbol <ə> in these pronunciation guides makes a sound like an unstressed 'uh'.

**2**

ce rice   ph dolphin   ear wear   gi magic  
 ci circus   always   father   upon   gy energy  
 co cycling   cover   egg   every   air hair  
 ge gem   once   also   other   are square  
 love   mother

**3**

## Inside Back Cover

**Teachers and parents**

**4**

An important part of becoming a confident, fluent reader is a child's ability to understand what they are reading. Below are some suggestions on how to develop a child's reading comprehension. Make reading this book a shared experience between you and the child. Try to avoid leaving it until the whole book is read before talking about it. Occasionally stop at various intervals throughout the book.

- Ask questions about the characters, the setting, the action and the meaning.
- Encourage the child to think about what might happen next. It does not matter if the answer is right or wrong, so long as the suggestion makes sense and demonstrates understanding.
- Ask the child to describe what is happening in the illustrations.
- Revisit what is happening in the book to any real-life experiences the child may have.
- Pick out any vocabulary that may be new to the child and ask what they think it means. If they don't know, explain it and relate it to what is happening in the book.
- Encourage the child to summarise, in their own words, what they have read.

**What's in the book?**

- Which hummingbird has a beak that looks like a tiny sword?
- How does the sparrow find its food?
- How do parents get the person to pass harmlessly through their bodies?

**What do you think?**

- How do you think hummingbirds got their name?
- Which bird do you like best? Why do you like it?

**5**

## Back Cover

**Our World: Animals**

Jolly Phonics Readers are fully decodable books for new readers.

**6**

The text in these Purple Level Readers is fully decodable using only the letter sounds taught so far. The 42 main letter sounds and the 16 alternative letter-sound spellings (e.g. <ai> in *play* and <ay> in *light*) are all in the long vowel sounds. The 16 alternative letter-sound spellings (e.g. <ai> in *play* and <ay> in *light*) are all in the long vowel sounds. The 16 alternative letter-sound spellings (e.g. <ai> in *play* and <ay> in *light*) are all in the long vowel sounds. The 16 alternative letter-sound spellings (e.g. <ai> in *play* and <ay> in *light*) are all in the long vowel sounds.

**7**

**Purple Level Readers**

**8**

**Jolly Phonics**

Jolly Learning Ltd



1. Provides guidance on what the child needs to know before tackling the book.
2. Highlights the alternative spellings of letter sounds that the child needs to know before tackling the book.
3. Highlights the Tricky Words that the child needs to know before tackling the book.
4. Provides comprehension guidance on how to check the child's understanding of the book.
5. Provides several specific comprehension questions that can be asked.
6. Provides an overview of what text is included in the book.
7. Highlights that faint type is used for silent letters (like the <b> in 'lamb').
8. Highlights where this level of Jolly Phonics Decodable Reader sits within the scheme.

## So much more than just letters and sounds!

"Resources for our existing programme are simply too expensive."

"I'm looking for something that both the teachers and children will enjoy."

"I have to be confident that our programme is proven to be successful."

"I need a systematic literacy programme that goes through the entire school."

"Children need to be able to access a wide range of multi-sensory resources."

"I don't want something written by people who have never even taught in school."

"Teachers need the freedom to teach with a programme that isn't so prescriptive."

"I want our teachers to receive high-quality training."

**If any of these sound familiar, then Jolly Phonics could be your answer!**

Discover the full range of 165 Jolly Phonics Decodable Readers and all of our other amazing Jolly resources at [www.jollylearning.co.uk](http://www.jollylearning.co.uk)

# Jolly Phonics

## Decodable Readers Overview

### Level 0 Orange Readers

**Pages per book:** 12      **Sentences per page:** 1 to 2  
**Alternative letter sound spellings:** (none)  
**Letter sound spellings:** (Books 1-3) s, a, t, i, p, n  
 (Books 4-6) c, k, e, h, r, n, d (plus previous)  
 (Books 7-9) g, o, u, l, f, b (plus previous)  
 (Books 10-12) ai, j, oa, ie, ee, or (plus previous)  
 (Books 13-15) z, w, ng, v, little oo, long oo (plus previous)  
 (Books 16-18) y, x, ch, sh, voiced th, unvoiced th (plus previous)  
 (Books 19-21) qu, ou, oi, ue, er, ar (plus previous)  
**Tricky words:**  
 (Books 1-18) none      (Book 20) he, she (plus previous)  
 (Book 19) I, the      (Book 21) me, we, be (plus previous)

### Level 1 Readers

**Pages per book:** 8      **Sentences per page:** 1 to 2  
**Alternative letter sound spellings:** (none)  
**Letter sound spellings:** s, a, t, i, p, n, c, k, e, h, r, n, d, g, o, u, l, f, b, ai, j, oa, ie, ee, or, z, w, ng, v, little oo, long oo, y, x, ch, sh, voiced th, unvoiced th, qu, ou, oi, ue, er, ar  
**Tricky words:** (orange words, plus...) was, to, do, of

### Level 2 Readers

**Pages per book:** 12      **Sentences per page:** 2+  
**Alternative letter sound spellings:** <y> as /ee/  
**Letter sound spellings:** s, a, t, i, p, n, c, k, e, h, r, n, d, g, o, u, l, f, b, ai, j, oa, ie, ee, or, z, w, ng, v, little oo, long oo, y, x, ch, sh, voiced th, unvoiced th, qu, ou, oi, ue, er, ar  
**Tricky words:** (orange and red words, plus...) are, all, you, your, here, there, come, some, they, said

### Level 3 Readers

**Pages per book:** 16      **Sentences per page:** 3 to 4  
**Alternative letter sound spellings:** (yellow spellings, plus...) hop over e words <a\_e>, <e\_e>, <i\_e>, <o\_e> and <u\_e>  
**Letter sound spellings:** s, a, t, i, p, n, c, k, e, h, r, n, d, g, o, u, l, f, b, ai, j, oa, ie, ee, or, z, w, ng, v, little oo, long oo, y, x, ch, sh, voiced th, unvoiced th, qu, ou, oi, ue, er, ar  
**Tricky words:** (orange, red and yellow words, plus...) go, no, so, my, by, only, one, old, like, live, have, give, little, down, where, why, what, when, who, which

### Level 4 Readers

**Pages per book:** 16      **Sentences per page:** 4 to 5  
**Alternative letter sound spellings:** (yellow and green spellings, plus...) <ay> as /ai/, <oy> as /oi/, <ew> as /ue/, <ow> as /ou/ and /oa/, <ur> and <ir> as /er/, <ea> as /ee/, <igh> and <y> as /ie/, <au>, <al> and <aw> as /or/ (or /o/ for US)  
**Letter sound spellings:** s, a, t, i, p, n, c, k, e, h, r, n, d, g, o, u, l, f, b, ai, j, oa, ie, ee, or, z, w, ng, v, little oo, long oo, y, x, ch, sh, voiced th, unvoiced th, qu, ou, oi, ue, er, ar  
**Tricky words:** (orange, red, yellow and green words, plus...) any, many, more, before, other, were, because, made, want, their, saw, would, should, could, put, right, goes, does, two, four

### Level 5 Our World Nonfiction Readers

**Pages per book:** 16      **Sentences per page:** 5+  
**Alternative letter sound spellings:** (yellow, green and blue spellings, plus...) soft <c>, soft <g>, <ph> as /f/, <air>, <are> and <ear> as /air/  
**Letter sound spellings:** s, a, t, i, p, n, c, k, e, h, r, n, d, g, o, u, l, f, b, ai, j, oa, ie, ee, or, z, w, ng, v, little oo, long oo, y, x, ch, sh, voiced th, unvoiced th, qu, ou, oi, ue, er, ar, air  
**Tricky words:** (orange, red, yellow, green and blue words, plus...) once, upon, always, also, eight, love, cover, after, every, mother, father  
**Rules:** If the short vowel doesn't work, try the long vowel