






# Jolly Phonics

New Editions

## Jolly Phonics Student and Teacher's Books



Learn to read and write with Jolly Phonics

# Give your children the best start to their phonics journey!



## Everything you need to teach your lesson.

A year's worth of engaging daily lessons are provided in the three write-in Student Books. Comprehensive and detailed lesson plans for each of the pages in the Student Books are included in the Teacher's Book.

These updated editions of the books are the same as the previous editions in terms of core content, but are enhanced with:

- New look cover and page designs.
- Easier navigation in a variety of ways, including color-coding and contents pages.
- Alignment of content across the materials for consistency of teaching.

- A year's worth of engaging lessons are provided in the two write-in Student Books.
- With actions, stories and songs for each of the letter sounds, the teaching is fun and multi-sensory.
- Enables children to meet the expectations of the Common Core State Standards
- Step-by-step plans for every lesson are included in the Teacher's Book.
- Bursting with practical, playful and purposeful activities to keep children active and engaged.
- Provides detailed insights on the teaching approach.
- Continuous revision and consolidation of topics previously taught.

### Teaching the 5 key skills needed for reading and writing

#### 1. Learning the letter sounds

Children are taught the 42 main letter sounds. This includes alphabet sounds and digraphs, such as /sh/, /th/, /ai/ and /ue/.

#### 2. Learning letter formation

Using different multi-sensory methods, children learn how to form and write the letters.

#### 3. Blending

Children are taught how to blend the sounds together to read and write new words.

#### 4. Identifying the sounds in words

Listening for the sounds in words gives children the best start for improving spelling.

#### 5. Learning tricky words

Tricky words have irregular spellings and children learn these separately.

### Letter sound order

The sounds are taught in a specific order (not alphabetically). The first group has been chosen as it makes more simple three letter words than any other six letters. This enables children to begin building words as early as possible.

1. s a t i p n
2. c k e h r m d
3. g o u l f b
4. ai j oa ie ee or
5. z w ng v oo oo
6. y x ch sh th th
7. qu ou oi ue er ar

## Structured lessons for teaching the 42 letter sounds, alternative vowels and tricky words.

### Jolly Phonics Student Book 1

The first of two write-in books that provide lesson activities for students in their first year of reading and writing. Student Book 1 covers the daily lessons for Step 1 and the first six weekly units in Step 2.


#### Step 1

- Introduces the main letter sounds of English, each with its own story and action.
- Shows students how to use their letter-sound knowledge to read and write simple regular words, providing daily practice in blending and segmenting.
- Teaches the first set of tricky words.

#### Step 2

- Builds and consolidates the skills taught in Step 1.
- Covers four main topics: Alternatives, Handwriting, Tricky Words, and Words and Sentences. These topics introduce the main alternative vowel spellings, capital letters, alphabet, and new tricky words, as well as basic sentence structure through regular guided writing activities.

Phonics Student Book 1  
(Print letters)  
ISBN 978 1 844149 88 9  
JL9889




### Jolly Phonics Student Book 2

The second of two write-in books that provide lesson activities for students in their first year of reading and writing. Student Book 2 covers Step 2 units 7 to 13 and all of Step 3.

#### The weekly units in Steps 2 and 3

- Build and consolidate the reading and writing skills taught in Step 1 through the key topics of Alternatives, Handwriting, Tricky Words, and Words and Sentences.
- Introduce and review the main alternative vowel spellings, capital letters, alphabet and new tricky words. Step 3 introduces <ph>, soft <c>, soft <g>, and the /air/ spellings.
- Offer a variety of guided writing, dictation, and reading comprehension activities that introduce basic sentence structure and reading for meaning.

Phonics Student Book 2  
(Print letters)  
ISBN 978 1 844149 89 6  
JL9896



### Jolly Phonics Teacher's Book

This new edition of the Teacher's Book has been updated to complement the new Jolly Phonic Student Books. It is an essential guide for teachers who want to teach Jolly Phonics alongside Student Books 1 & 2. It is a comprehensive resource, offering a set of structured lesson plans that give step-by-step guidance on all aspects of the lesson. The format is similar to previous editions, but is enhanced by:

- A more concise introduction that is easy to navigate for quick retrieval of information.
- New, improved content, including scope and sequences for Steps 1 to 3, two US case studies, an English alphabetic code chart, a student checklist, detailed guidance on how to help struggling readers, and updated lesson plans.
- A brief overview of the Science of Reading and the Science of Writing and how Jolly Phonics aligns with both.

Phonics Teacher's Book  
(Print letters)  
ISBN 978 1 844149 90 2  
JL9902



take a look  
inside the book



