


**Jolly  
Phonics**

**Introducing...**



**Our  World  
Nonfiction Readers**



**Fully decodable books for new readers!**

The **Jolly Phonics Readers Level 4 Our World** are fully decodable books for new readers. They are the fourth set of readers within the Our World series that was first launched in 2020 as part of the Jolly Phonics refresh. They have a very **carefully controlled vocabulary** and are specifically designed for children who are learning to read and write with Jolly Phonics.

**Green Level Readers**

Level  
0

Level  
1

Level  
2


Level  
3

Level  
4


Level  
5

- The text in these Blue Level Books (fourth level) uses only **decodable regular words** that use the letter-sound knowledge taught so far: the 42 main letter sounds and the main alternative letter-sound spellings (<y> as in *happy*, the 'hop-over <e>' spellings of the long vowel sounds, <ay> as in *day*, <ea> as in *seat*, <y> and <igh> as in *fly* and *high*, <ow> as in *low* and *now*, <ew> as in *dew*, <oy> as in *joy*, <ir> and <ur> as in *bird* and *turn*, and <al>, <au> and <aw> as in *talk*, *pause* and *saw*) and a small number of **tricky words** (frequently used words that are not fully decodable at this stage).
- All new tricky words and letter sounds used in this book are shown on the front inside cover. These can be used as a quick practice activity before starting the book.
- **Faint type** is used for silent letters, like the <b> in *lamb*.
- **Comprehension questions** and discussion topics are included at the end of the book. These ensure that children are not only able to read the text, but also get meaning from it.

It is not just light and heat that make their way from the Sun to the Earth. **Solar** (Solar!) winds from the Sun reach Earth, too.

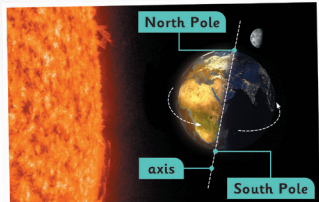


These winds make ribbons or curtains of green and pink light in the skies around the North and South Poles. We call these light shows the Northern (or Southern) Lights.



Norway and Sweden are good spots to see the Northern Lights.

Did you know that the Sun is the reason we have summer and winter? As the Earth travels around the Sun, it spins on its **axis** (a tilted line between the North and South poles).



When the side of the planet we are on is tilted closer to the Sun, we can feel more of the Sun's heat and light. This is summer. When it is tilted away from the Sun, we feel less heat and light. This is winter.

**Introduces the Tricky Words:**

many any before more because  
other made want were saw  
would should could their put  
right goes does two four

1. Pronunciation guides help for reading technical terms.
2. Faint type is used for silent letters.
3. Guidance for teachers and parents, highlighting what their child needs to know ahead of attempting to read this book.

4. Each book lists the 42 letter-sound spellings, and the alternative vowel spellings, plus all the new tricky words.
5. Tips for teachers and parents.
6. Reading comprehension questions and discussion topics.

**JL9292 Jolly Phonics Readers  
Level 3 Our World (6 books)**

**978 1 844149 92 92**

**Teachers and parents 3**


Before tackling these Blue Level books, a child will need to be able to:

- Recognise the basic 42 letter sounds, <y> as in *happy* and *fly*, the 'hop-over <e>' digraphs in words like *lake*, *these*, *talk*, *code* and *mud*, and the other alternative spellings in the leaves below.
- Read (blend) regular words containing these letter sounds.
- Recognise the tricky words shown in the flowers below.
- Use the pronunciation guides for help when reading technical terms and place names. The schwa symbol (ə) in these pronunciation guides makes a sound like an unstressed /uh/.

**Teachers and parents 5**

An important part of becoming a confident, fluent reader is a child's ability to understand what they are reading. Below are some suggestions on how to develop a child's reading comprehension. Make reading this book a shared experience between you and the child. Try to avoid leaving it until the whole book is read before talking about it. Occasionally stop at various intervals throughout the book.

- Ask the child if they learnt anything in the book that they did not know before.
- Ask the child which part of the book they thought was the most interesting. Ask them to explain why this part interested them most.
- Ask the child to describe what is happening in the pictures.
- Relate what is happening in the book to any real-life experiences the child may have.
- Pick out any vocabulary that may be new to the child and ask what they think it means. If they don't know, explain it and relate it to what is happening in the book.
- Encourage the child to summarise, in their own words, what they have read.



**What's in the book? 6**

- How many planets orbit the Sun?
- What can you wear to protect your eyes from the Sun?
- What happens in an eclipse of the Sun?

**What do you think?**

- Do you think there should be more solar panels?
- What do you think would happen to us if the Sun disappeared?

Titles in this series include:  
*Rain and Rainbows*  
*Whistling Winds*  
*Thunder and Lightning*  
*Slippery Snow*  
*Splendid Sunshine*  
*Clouds and Fog*



W: [www.jollylearning.co.uk](http://www.jollylearning.co.uk)  
 E: [info@jollylearning.co.uk](mailto:info@jollylearning.co.uk)  
 T: 020 8501 0405  
 SM: @jollylearning

